



FS Temple


Single fired floor tiles

FS Temple Black




FS Temple


Single fired floor tiles




FS Temple Sage




FS TEMPLE Black



FS TEMPLE Blue




FS TEMPLE Oxide



FS TEMPLE Sage

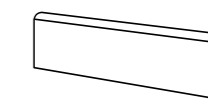
FS TEMPLE



10 patterns

45 * 45 * 1,05 cm | 18 * 18"

NO RECTIFIED	NATURAL BN14
BLUE	24716
OXIDE	24715
SAGE	24714
BLACK	24713



Rodapie - Skirting (R. FS 0)
8 * 45 cm | 3 * 18" P8

CARACTERÍSTICAS TÉCNICAS | TECHNICAL CHARACTERISTICS

joint	frost proof	versatile	matt	diferent shades	shade variation	various graphics

CARACTERÍSTICAS TÉCNICAS ANTIDESLIZAMIENTO | ANTI-SLIP CHARACTERISTICS

Ensayo Essay	Características Features	Resultado Result
DIN 51130	Ángulo crítico (Pies calzados) Critical angle (footwear)	R9
BS-7976-2	Antideslizamiento (Test del péndulo) Slip resistance (Pendulum test-PTV)	+36 Wet
UNE-ENV-12633	Antideslizamiento (Test del péndulo) Slip resistance (Pendulum test)	Class 1
ANSI A.1371	Coefficiente de Fricción Dinámico Dynamic Coefficient of Friction (DCOF)	>0,42
ISO 10545-7	Resistencia a la Abrasión Superficial/Resistance to Surface Abrasion	PEI 4

EMBALAJE | PACKING

(Los pesos aquí reflejados pueden sufrir ligeras variaciones en función del lote de producción. Weights shown here may slightly vary depending on the production lot.)

Formato Sizes	Cajas Boxes			Pallet			Tamaño cm aprox. Sizes Inch approx.	Cont./20'	Cont./20'
	Piezas	m2/ sq.m	kg	Cajas	m2/ sq.m	kg		21500 kg.	24000 kg.
cm								m2/ sq.m	m2/ sq.m
45 * 45 * 1,05	5	1	23,139	66	66	1551	120 * 80 * 105	914,89	1021,28
inch	units	ft2	lb	Boxes	ft2	lb		ft2	ft2
17 11/16 * 17 11/16 * 7/16	5	10,76	51,02	66	710,42	3419,96	47 1/4 * 31 1/2 * 41 5/16	9847,91	10993,02