



peronda

**PORCELAIN\_WHITE BODY**

**tiles**

**collection**

# marulle



**NATURE, suavidad pétrea en suelo y pared.**

*Nature es la colección pétrea de Peronda por excelencia. Líneas suaves y compensadas inspiradas en las piedras cardoso y cuarcita. Tonos neutros aptos para todo tipo de proyectos que pretenden crear espacios calmados, completos y con un punto de distinción. Naturaleza dentro y fuera del hogar sin perder un ápice de calidez y suavidad, pues incluso su versión antideslizante es agradable al tacto.*



**NATURE: Smooth stone-effect wall and floor tiles**

*Nature is an outstanding stone-effect tile collection by Peronda, with a smooth balanced design inspired by Cardoso stone and quartzite. Its neutral colours are perfect for any setting where a restful, well-rounded look is sought with a clear touch of distinction. Nature can be used both inside and outside the home, without relinquishing any of its superior quality or smoothness because even the non-slip version is pleasant to the touch.*





anthracite



grey



beige



white

TRAC



WELL

GEI



silver


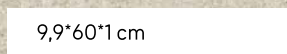
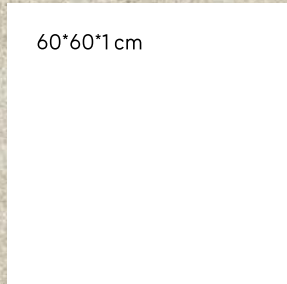


sand



white





anthracite



grey



beige



white





nature anthracite 90\*90 soft \_ nature anthracite 90\*90 antislip bush hammered

# antislip



# nature anthracite

porcelain — tiles

↓ 10

nature **collection**







# porcelain



porcelain — tiles

nature grey



nature grey 60\*60





# nature white

nature white 60\*120 soft \_ nature white 60\*60 antislip bush hammered \_  
d. nature mosaic \_ p.v \_ ang.p.v \_ e.p.v \_ rej. \_ ang. rej. \_ t.rej. nature white



# nature white



nature white decor 32\*90







# DESIGNS

nature beige 75.5 \* 151 soft



porcelain  
tiles

nature beige



nature beige 60\*120





32\*90\*1,05 cm



silver



sand



white





# silver



# nature silver



nature grey **soft**

nature silver **32\*90**  
nature silver decor **32\*90**





white body wall ——— tiles




White



# nature white

white body wall — tiles



nature white **soft**





salud



# nature sand

white body wall — tiles

↓ 36

nature collection




nature beige **soft**

nature sand **32\*90** \_ nature sand decor **32\*90**







NATURE

75,5 \* 151 \* 1,1 cm | 30 \* 59"

RECTIFIED	SOFT PRICE CODE BN118
WHITE	25841
GREY	25842
BEIGE	25843
ANTHRACITE	25844

12 patterns

60 \* 120 \* 1 cm | 24 \* 48"

RECTIFIED	SOFT PRICE CODE BN72	ANTISLIP BUSH HAMMERED PRICE CODE BN116
WHITE	25818	25829
GREY	25819	25830
BEIGE	25820	25831
ANTHRACITE	25821	25832

12 patterns

90 \* 90 \* 1 cm | 35 \* 35"

RECTIFIED	SOFT PRICE CODE BN48	ANTISLIP BUSH HAMMERED PRICE CODE BN90
WHITE	25742	25755
GREY	25747	25756
BEIGE	25748	25757
ANTHRACITE	25749	25758

16 patterns

60 \* 60 \* 1 cm | 24 \* 24"

RECTIFIED	SOFT PRICE CODE BN33	ANTISLIP BUSH HAMMERED PRICE CODE BN88
WHITE	25764	25801
GREY	25765	25802
BEIGE	25766	25803
ANTHRACITE	25767	25804

24 patterns

29 \* 90 \* 1 cm | 12 \* 35"

RECTIFIED	SOFT PRICE CODE BN114
WHITE	26212
GREY	26211
BEIGE	26210
ANTHRACITE	26204

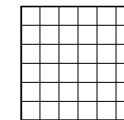
48 patterns

9,9 \* 60 \* 1 cm | 4 \* 24"

RECTIFIED	SOFT PRICE CODE BN97
WHITE	26302
GREY	26304
BEIGE	26303
ANTHRACITE	26301

48 patterns

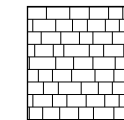
D. NATURE  
MOSAIC



30 \* 30 cm | 12 \* 12"

NO RECTIFIED	SOFT PRICE CODE P37
WHITE	26086
GREY	26084
BEIGE	26083
ANTHRACITE	26082

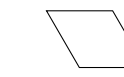
D. NATURE  
SPAC



30 \* 30 cm | 12 \* 12"

NO RECTIFIED	SOFT PRICE CODE P58
WHITE	26101
GREY	26099
BEIGE	26098
ANTHRACITE	26097

RHOM.  
NATURE



14,8 \* 17 cm | 6 \* 7"

NO RECTIFIED	SOFT PRICE CODE P17
WHITE	29189
GREY	26188
BEIGE	26187
ANTHRACITE	26186

24819 ALUMINIO/60 \_ 60 \* 0,5 cm | 24 \* 0,2" \_ P35

26200 ALUMINIO/90/MAT \_ 90 \* 0,5 cm | 35 \* 0,2" \_ P39

26201 L. GOLDEN/MAT/90 \_ 90 \* 0,5 cm | 35 \* 0,2" \_ P39



white

NATURE




40 \* 120 \* 0,7 cm | 16 \* 48"

RECTIFIED	NATURAL PRICE CODE BN101
SAND	25461
SILVER	25462

10 patterns

silver



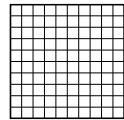
32 \* 90 \* 1,05 cm | 13 \* 35"

RECTIFIED	NATURAL PRICE CODE BN29
WHITE	26279
SAND	24028
SILVER	24027

17 patterns

sand

D. NATURE  
MOSAIC



30 \* 30 cm | 12 \* 12"

NO RECTIFIED	NATURAL PRICE CODE P44
WHITE	26299
SAND	24499
SILVER	24500

26200 ALUMINIO/90/MAT \_ 90 \* 0,5 cm | 35 \* 0,2" \_ P39

26201 L. GOLDEN/MAT/90 \_ 90 \* 0,5 cm | 35 \* 0,2" \_ P39



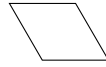
32\*90\*1,05 cm

white body wall tiles

sizes




RHOM.  
NATURE



14,8 \* 17 cm | 6 \* 7"

NO RECTIFIED	SOFT PRICE CODE P17
WHITE	29189
GREY	26188
BEIGE	26187
ANTHRACITE	26186

Ejemplos de posibles combinaciones. se pueden realizar en todos los colores.  
Examples of possible combinations. available in all colours.



Piezas 1 m<sup>2</sup> = 42

Piezas 1 m<sup>2</sup> = 42

Piezas 1 m<sup>2</sup> = 42

PIEZA COMPLEMENTARIA   COMPLEMENTARY PIECE			
<p>Rodapie   Skirting (R.)</p>	<p>Peldaño técnico   Technical stair - thread (P.)</p>	<p>Peldaño romo   Rounded stair - thread (R.P)</p>	<p>*S.K.I. *S.K.D. *Z.R.I. *Z.R.D.</p>
<p>8 * 90/SF cm   3 * 35" P44 8 * 60 cm   3 * 24" P13 8 * 75,5 cm   3 * 30" P43 8 * 45,6 cm   3 * 18" P9</p>	<p>30 * 90 cm   12 * 35" P76 30 * 60 cm   12 * 24" P54 30 * 75,5 cm   12 * 30" P70 A= 1 cm B= 3 cm 30 * 120 cm   12 * 48" P75 30 * 151 cm   12 * 59" P80 A= 1,1 cm B= 3,3 cm</p>	<p>30 * 90 cm   12 * 35" P61 30 * 60 cm   12 * 24" P64 30 * 75,5 cm   12 * 30" 30 * 120 cm   12 * 48" P77 30 * 151 cm   12 * 59" P54</p>	<p>8 * 30 cm   3 * 12" P48</p>

PIEZA ESPECIAL PISCINA   SPECIAL PIECE POOL		
<p>Peldaño Vierendeague   Pool Coping (P.V.)</p> <p>20 * 60 cm   8 * 24" P61</p>	<p>Peldaño vierendeague angulo   Pool Coping internal corner (ANG.P.V.)</p> <p>60 * 60 cm   24 * 24" P70 (PACK 2 units)</p>	<p>Peldaño vierendeague esquina   Pool Coping external corner (E.P.V.)</p> <p>60 * 60 cm   24 * 24" P70 (PACK 2 units)</p>
<p>Rejilla   Drainage grate (REJ.)</p> <p>15 * 60 * 2,2 cm   6 * 24 * 7/8" P54</p>	<p>Angulo rejilla   Angle corner drainage grate (ANG.REJ.)</p> <p>15 * 60 * 2,2 cm   24 * 24" P75 (PACK 2 units)</p>	<p>Taco rejilla   Square corner drainage grate (T.REJ.)</p> <p>15 * 15 * 2,2 cm   6 * 6" P85</p>

CARACTERÍSTICAS TÉCNICAS   TECHNICAL CHARACTERISTICS						
joint * 0,5mm	frost proof	versatile	full body	diferent shades	shade variation	various graphics

\* Except in 45\*45. Joint to 1,5mm. Excepto en 45\*45, junta a 1,5 mm.

CARACTERÍSTICAS TÉCNICAS ANTIDESLIZAMIENTO   ANTI-SLIP CHARACTERISTICS			
Ensayo   Essay	Características   Features	Resultado   Result	
		SOFT	ANTISLIP BUSH HAMMERED
DIN 51130	Ángulo crítico (Pies calzados)   Critical angle (footwear)	R10	R11
DIN 51097	Ángulo crítico (Pies descalzos)   Critical angle (Wet loaded barefoot)	A+B	A+B+C
BS 7976-2	Antideslizamiento (Test del péndulo)   Slip resistance (Pendulum test)	+36 Wet	+36 Wet
UNE-ENV 12633	Antideslizamiento (Test del péndulo)   Slip resistance (Pendulum test)	Class 2	Class 3
ANSI A.1371	Coefficiente de Fricción Dinámico   Dynamic Coefficient of Friction (DCOF)	> 0,42 Wet	> 0,42 Wet
ISO 10545-6	Resistencia a la abrasion profunda   Resistance to Deep Abrasion	< 175 mm <sup>3</sup>	< 175 mm <sup>3</sup>

EMBALAJE   PACKING									
(Los pesos aquí reflejados pueden sufrir ligeras variaciones en función del lote de producción. Weights shown here may slightly vary depending on the production lot.)									
Formato   Sizes	Cajas   Boxes			Pallet				Cont./20' 21500 kg.	Cont./20' 24000 kg.
	Piezas	m <sup>2</sup>   sq. m	kg	Cajas	m <sup>2</sup>   sq. m	kg	Tamaño cm aprox.	m <sup>2</sup>   sq. m	m <sup>2</sup>   sq. m
90 * 90 * 1	2	1,62	40	22	35,64	905	105 * 95 * 75	846,7	945,15
29 * 90 * 1	3	0,78	20	54	42,12	1105	105 * 95 * 75	819,53	914,82
60 * 120 * 1	2	1,44	33,18	27	38,88	920	120 * 80 * 75	908,61	1014,26
60 * 60 * 1	3	1,08	24,3	36	38,88	899	120 * 80 * 75	929,83	1037,95
9,9 * 60 * 1	13	0,77	16,45	64	49,28	1065	100 * 100 * 94	994,85	1110,54
inch	Units	ft <sup>2</sup>	lb	Boxes	ft <sup>2</sup>	lb	Sizes inch approx.	ft <sup>2</sup>	ft <sup>2</sup>
35 7/16 * 35 7/16 * 3/8	2	17,44	83,69	22	383,63	1.896,22	41 5/6 * 37 3/8 * 29 1/2	9589,39	10704,43
11 7/16 * 35 7/16 * 3/8	3	8,4	40,5	54	453,38	2.242,03	41 5/6 * 37 3/8 * 29 1/2	9584,91	10699,44
23 5/8 * 47 1/4 * 3/8	2	15,5	73,15	27	418,5	2.027,92	47 1/4 * 31 1/2 * 29 1/2	9781,75	10919,17
23 5/8 * 23 5/8 * 3/8	3	11,63	53,57	36	418,5	1.981,49	47 1/4 * 31 1/2 * 29 1/2	10010,95	11175,02
3 7/8 * 23 5/8 * 3/8	13	8,29	38,18	64	530,45	2.470,21	39 3/8 * 39 3/8 * 37	10178,38	11361,91
Formato   Sizes	Cajas   Boxes			Pallet				Cont./20' (17 pallets).	
cm	Piezas	m <sup>2</sup>   sq. m	kg	Cajas	m <sup>2</sup>   sq. m	kg	Tamaño cm aprox.	m <sup>2</sup>   sq. m	m <sup>2</sup>   sq. m
75,5 * 151 * 1,1	1	1,14	28,88	40	45,6	1200	160 * 92 * 76	775,2	20400
inch	Units	ft <sup>2</sup>	lb	Boxes	ft <sup>2</sup>	lb	Sizes inch approx.	ft <sup>2</sup>	ft <sup>2</sup>
29 3/4 * 59 7/16 * 7/16	1	12,27	63,67	40	490,84	2646	47 1/4 * 31 1/2 * 29 15/16	8344,18	44982

EMBALAJE   PACKING_WHITE BODY									
(Los pesos aquí reflejados pueden sufrir ligeras variaciones en función del lote de producción. Weights shown here may slightly vary depending on the production lot.)									
Formato   Sizes	Cajas   Boxes			Pallet				Cont./20' 21500 kg.	Cont./20' 24000 kg.
	Piezas	m <sup>2</sup>   sq. m	kg	Cajas	m <sup>2</sup>   sq. m	kg	Tamaño cm aprox.	m <sup>2</sup>   sq. m	m <sup>2</sup>   sq. m
32 * 90 * 1,05	4	1,15	20,9	56	64,4	1194	120 * 80 * 105	1159,63	1294,47
inch	Units	ft <sup>2</sup>	lb	Boxes	ft <sup>2</sup>	lb	Sizes inch approx.	ft <sup>2</sup>	ft <sup>2</sup>
12 5/8 * 35 * 7/16	4	12,37	46,07	56	693,19	2635,40	47 1/4 * 31 1/2 * 41 3/4	12467,51	13917,30



**peronda.com**

Av. Manuel Escobedo, 26 \_ P.O Box 51  
12200 **Onda (Castellón)** España

**964 602 012** \_ f. 964 600 361 \_ f. exportación (+34) 964 771 162