




REVESTIMIENTO: STRIPE MATT 45x120 cm - MATT 45x120cm | PAVIMENTO: PRADA ACERO 120x120cm

MATT MOSAICO MATT DECO MATT STRIPE MATT LINE MATT

Revestimiento Monoporosa Rectificado / Rectified Wall Tiles



MATT
45x120x1 cm
P3580074 / 100239853 G270
PERFIL MATT
1,5x45 cm P3800036 / 100242144 G92
1,5x120 cm P3810024 / 100242132 G102

Butech recomienda junta / Butech recommends joint: Colorstuk Rapid n Blanco B21522247/100236463



MOSAICO MATT
45x120x1,2 cm P3580079 / 100239836 G274

Butech recomienda junta / Butech recommends joint: Colorstuk Rapid n Blanco B21522247/100236463



DECO MATT
45x120x1,03 cm P3580080 / 100239818 G274

Butech recomienda junta / Butech recommends joint: Colorstuk Rapid n Blanco B21522247/100236463



STRIPE MATT
45x120x1,08 cm P3580084 / 100239858 G274

Butech recomienda junta / Butech recommends joint: Colorstuk Rapid n Blanco B21522247/100236463



LINE MATT
45x120x1,07 cm P3580066 / 100239826 G274

Butech recomienda junta / Butech recommends joint: Colorstuk Rapid n Blanco B21522247/100236463



PAVIMENTO COMBINABLE: SERIE MATT 59,6x59,6cm
FLOOR TILES COMBINATIONS: MATT SERIE 59,6x59,6cm

TECHNICAL SPECS · INFORMACIÓN TÉCNICA

EMBALAJE / PACKING							Adhesivo
FORMATO cm	PZ/CJ	M2/CJ	CJ/PAL	M2/PAL	*KG/CJ	*KG/PAL	
45x120cm	3	1,62	40	64,80	29,12	1164,96	Fr-ore/One-flexPremium
1,5x45cm	20	0,27	56	15,12	3,64	203,84	Fr-ore/One-flexPremium
1,5x120cm	15	0,54	28	15,12	7,42	207,65	Fr-ore/One-flexPremium

*valores aproximados. *approximated values.



REVESTIMIENTO: MOMBASA PRADA ACERO 45x120cm | PAVIMENTO: PRADA ACERO 15x45cm

PRADA MOMBASA PRADA MOSAICO PRADA SPIGA PRADA

Revestimiento Monoporosa Rectificado / Rectified Wall Tiles




PRADA ACERO
45x120x1,02 cm
PERFIL PRADA ACERO
1,5x45 cm

P3580073 / 100239845
G270

P3800032 / 100240924
G92

Butech recomienda junta / Butech recommends joint: Colorstuk Rapid n Manhattan B21522248/100236464



MOMBASA PRADA ACERO
45x120x1,15 cm

P3580072 / 100239809
G274


Butech recomienda junta / Butech recommends joint: Colorstuk Rapid n Manhattan B21522248/100236464



MOSAICO PRADA ACERO
45x120x1,2 cm

P3580068 / 100239829
G274

Butech recomienda junta / Butech recommends joint: Colorstuk Rapid n Manhattan B21522248/100236464



SPIGA PRADA ACERO
45x120x1 cm

P3580083 / 100239874
G274

Butech recomienda junta / Butech recommends joint: Colorstuk Rapid n Manhattan B21522248/100236464

TECHNICAL SPECS · INFORMACIÓN TÉCNICA

EMBALAJE / PACKING

FORMATO cm	PZ/CJ	M2/CJ	CJ/PAL	M2/PAL	*KG/CJ	*KG/PAL	Adhesivo
45x120cm	3	1,62	40	64,80	28,18	1127,04	Froren / One-flex Premium
1,5x45cm	20	0,27	56	15,12	3,64	203,84	Froren / One-flex Premium

*Valores aproximados. *approximated values.



PAVIMENTO COMBINABLE: SERIE PRADA 59,6x59,6cm
FLOOR TILES COMBINATIONS: PRADA SERIE 59,6x59,6cm



REVESTIMIENTO: MOMBASA PRADA CALIZA 45x120cm · PRADA CALIZA 45x120cm

PRADA MOMBASA PRADA MOSAICO PRADA SPIGA PRADA

Revestimiento Monoporosa Rectificado / Rectified Wall Tiles



PRADA CALIZA
45x120x1,02 cm P3580085 / 100239873 G270
PERFIL PRADA CALIZA
1,5x45 cm P38000311 / 100240903 G92

Butech recomienda junta / Butech recommends joint: Colorstuk Rapid n Beige B21522252/100236808



MOMBASA PRADA CALIZA
45x120x1,15 cm P3580078 / 100239841 G274

Butech recomienda junta / Butech recommends joint: Colorstuk Rapid n Beige B21522252/100236808



MOSAICO PRADA CALIZA
45x120x1,2 cm P3580088 / 100239870 G274

Butech recomienda junta / Butech recommends joint: Colorstuk Rapid n Beige B21522252/100236808



SPIGA PRADA CALIZA
45x120x1 cm P3580076 / 100239837 G274

Butech recomienda junta / Butech recommends joint: Colorstuk Rapid n Beige B21522252/100236808

TECHNICAL SPECS · INFORMACIÓN TÉCNICA

EMBALAJE / PACKING

FORMATO cm	PZ/CJ	M2/CJ	CJ/PAL	M2/PAL	*KG/CJ	*KG/PAL	Adhesivo
45x120cm	3	1,62	40	64,80	28,18	1127,04	Fr-oren/One-flexPremium
1,5x45cm	20	0,27	56	15,12	3,64	203,84	Fr-oren/One-flexPremium

*valores aproximados *approximated values



PAVIMENTO COMBINABLE: SERIE PRADA 59,6x59,6cm
FLOOR TILES COMBINATIONS: PRADA SERIE 59,6x59,6cm